

Market Cap

Calculating the Market Capitalization (Market Cap) of a company.

Coca-Cola has 4,280,000,000 outstanding shares of stock.

The current stock price (at the time I typed this up) was \$53.75.

Outstanding shares × current stock price = Market Cap































$4,280,000,000 \times 53.75 = 230,050,000,000.$

Coca-Cola has a Market cap of 230 Billion making it a Large Cap Company

Small Cap		
Refers to a company with a stock market capitalization of less than 1 billion .		Shares of relatively small publicly traded corporations, typically with a total market capitalization of less than \$1 billion. Small-cap stocks tend to grow faster than larger cap companies, but they also tend to be more volatile.
Examples:		
Callaway Golf (ELY)	Chart Ind. (GTLS)	
SkyWest (SKYW)	Tivity Health (TVTY)	
Itron (ITRI)	LivePerson (LPSN)	
Addus HomeCare (ADUS)	PDC Energy (PDCE)	
Mid Cap		
Refers to a company with a stock market capitalization of \$1 to \$5 billion .		Mid-caps are established companies that haven't quite become household names yet. They make excellent diversifiers, having both the growth characteristics of small-cap and the stability of large-cap companies. One of the most watched mid-cap indexes is the S&P MidCap 400, which has an average market cap of \$2.30 billion
Examples		
Yeti Holdings (YETI)	Five Below (FIVE)	
Freshpet (FRPT)	Scotts Miracle-Gro (SMG)	
Aaron's (AAN)	Gray Television (GTN)	
Large Cap		
Refers to a company with a stock market cap of \$5 to \$100 billion (and beyond)		These companies play an especially significant role in driving the economy. Because of their sheer size, large-cap companies tend to grow more slowly than small-cap stocks, but they also tend to be much more stable.
To find a list of Large Cap Stocks go to one of the following indexes.		
<ul style="list-style-type: none"> • The Dow • S&P 500 • Nasdaq 100 		

***As a general rule, smaller companies have more risk and are also more likely to grow. Bigger companies are typically much more stable but underperform their riskier, smaller peers. This guiding principle helps many investors decide how to divvy up their portfolio to align with their risk preferences.**

*Below is an example of some Large Cap Stocks – The DOW 30 Index

 Johnson & Joh... NYSE:JNJ \$111.14 \$-8.75 (-7.30%)	 UnitedHealth ... NYSE:UNH \$194.86 \$-11.73 (-5.68%)	 Microsoft NASDAQ:MSFT \$135.98 \$-1.37 (-1.00%)	 Intel NASDAQ:INTC \$49.58 \$3.75 (8.18%)	 ExxonMobil NYSE:XOM \$31.45 \$-1.29 (-3.94%)
 McDonald's NYSE:MCD \$137.10 \$-11.39 (-7.67%)	 Verizon Comm... NYSE:VZ \$50.31 \$-1.49 (-2.88%)	 Caterpillar NYSE:CAT \$91.85 \$-3.65 (-3.82%)	 Goldman Sachs NYSE:GS \$134.97 \$-3.44 (-2.49%)	 Boeing NYSE:BA \$105.62 \$10.61 (11.17%)
 3M NYSE:MMM \$117.87 \$-7.02 (-5.62%)	 IBM NYSE:IBM \$94.77 \$0.62 (-0.65%)	 Home Depot NYSE:HD \$162.39 \$10.24 (6.73%)	 The Travelers ... NYSE:TRV \$88.36 \$-1.15 (-1.28%)	 Coca-Cola NYSE:KO \$37.56 \$0.74 (-1.93%)
 JPMorgan Chase NYSE:JPM \$79.03 \$-4.47 (-5.35%)	 Cisco Systems NASDAQ:CSCO \$34.60 \$-1.00 (-2.81%)	 Pfizer NYSE:PFE \$28.49 \$0.52 (-1.79%)	 General Electric NYSE:GE \$6.11 \$0.41 (-6.29%)	 Nike NYSE:NKE \$62.80 \$-4.65 (-6.89%)
 Chevron NYSE:CVX \$54.22 \$-5.17 (-8.71%)	 DowDuPont Inc. NYSE:DD \$28.57 \$-2.98 (-9.45%)	 Walt Disney NYSE:DIS \$85.76 \$0.22 (-0.26%)	 American Expr... NYSE:AXP \$68.96 \$-5.16 (-6.96%)	 United Technol... NYSE:UTX \$74.95 \$-7.58 (-9.18%)
 Visa NYSE:V \$135.74 \$-11.09 (-7.55%)	 Walmart Inc. NYSE:WMT \$114.28 \$0.31 (0.27%)	 Procter & Gam... NYSE:PG \$97.70 \$-4.73 (-4.62%)	 Merck & Co. NYSE:MRK \$66.40 \$-4.96 (-6.95%)	 Apple NASDAQ:AAPL \$224.37 \$-4.87 (-2.12%)