

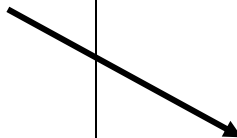






# How to find all of the GREAT Resources available to you at the Teacher Support Center

## How to Find the Lessons

Log on to: [www.stockmarketgame.org](http://www.stockmarketgame.org), using your teacher/advisor username and password.

To find the lessons click on



 Lessons	 Projects
 Standards	 Publications

### Lesson Topics:

- ✓ Understanding SMG
- ✓ How to InvestWrite
- ✓ What is a Company
- ✓ What is a Stock?
- ✓ Identifying Ticker Symbols
- ✓ What is Risk?
- ✓ What is Diversification?
- ✓ What is a Bond?
- ✓ What is a Mutual fund?
- ✓ What is an Exchange?
- ✓ What Causes Stock Prices to Change?
- ✓ Buy, Sell or Hold
- ✓ How Does Money Grow Over Time
- ✓ Dividends and Earnings
- ✓ How successful was my Investment Strategy?
- ✓ Afterschool Tasks (many of these)

### You can also search by Unit or Grade Level

#### Unit





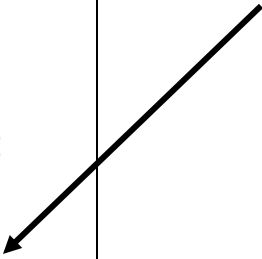
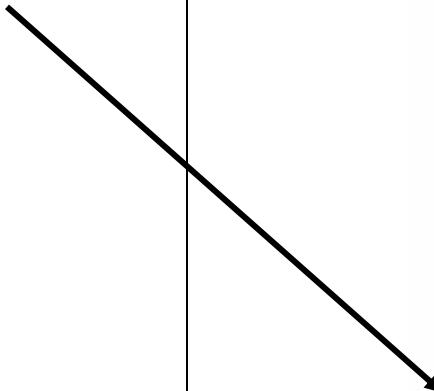
- 1 - Understanding SMG (6)
- 2 - Before You Invest (11)
- 3 - Selecting Your Investments (13)
- 4 - Tracking Your Investments (18)
- 5 - At the End of the Trading Session (3)

#### Grade

- 4 (29)
- 5 (29)
- 6 (26)
- 7 (31)
- 8 (31)
- 9 (24)
- 10 (24)
- 11 (24)
- 12 (24)

# How to find STOCK TALK!

\*Using your teacher/advisor username and password log on to: [www.stockmarketgame.org](http://www.stockmarketgame.org)

 Lessons  Projects  Standards  Publications	<p>Click on "Publications"</p> 
<p>Click on "Stock Talk"</p> 	<p>Publications</p> <ul style="list-style-type: none"> <li><input type="checkbox"/> In the News (50)</li> <li><input type="checkbox"/> Math Behind the Market (6)</li> <li><input type="checkbox"/> NYC DOE Social Studies Units (2)</li> <li><input type="checkbox"/> SMG Fact Sheet (6)</li> <li><input type="checkbox"/> SMG Stock Research Guide &amp; Worksheet (2)</li> <li><input type="checkbox"/> <b>Stocktalk (28)</b></li> <li><input type="checkbox"/> Stocktalk - Spanish (11)</li> </ul>

## List of Stock Talk: (explanation of Investment terms)

**Short Story** (risk of short selling)  
**Rolling Stock** (private company)  
**Ashley & the Fed** (influences of interest rates)  
**Jack and the Beans Talk** (Beta)  
**Anna and the Banana** (splits)  
**Look at Delist** (Over the Counter Stocks)  
**Pop!** (financial bubbles)  
**Measuring Up!** (indices)  
**Sound Investment** (Volume)  
**Fund Seeker** (mutual funds)  
**NAVigator** (Mutual funds Net Asset)

**Horatio the Ratio** (P/E ratio)  
**Funds with Style** (domestic mutual funds)  
**Response Ability** (socially responsible funds)  
**Emily & ETF** (Exchange Traded Funds)  
**Risk & Return** (Risk and Return)  
**Happy IPO** (IPO's)  
**Cap Size** (Lg, Mid and Sm cap)  
**The Frog and the Toad** (Economic Policies)  
**Fund Time** (Mutual fund vs. ETF)  
**Ressionland** (Ression)  
**Levers and Loans** (buying stock on margin)





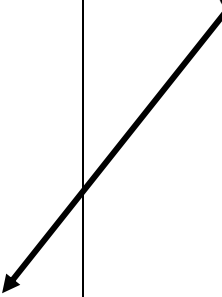
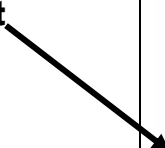
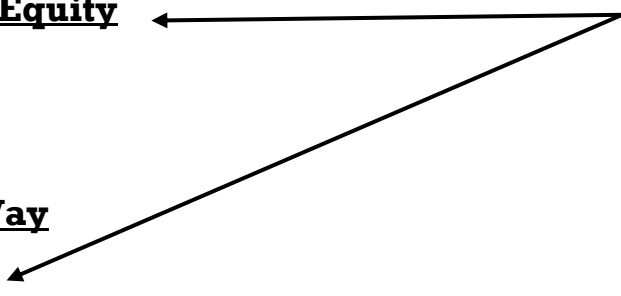
## How to find your students usernames and passwords

\*Using your teacher/advisor username and password log on to: [www.stockmarketgame.org](http://www.stockmarketgame.org)



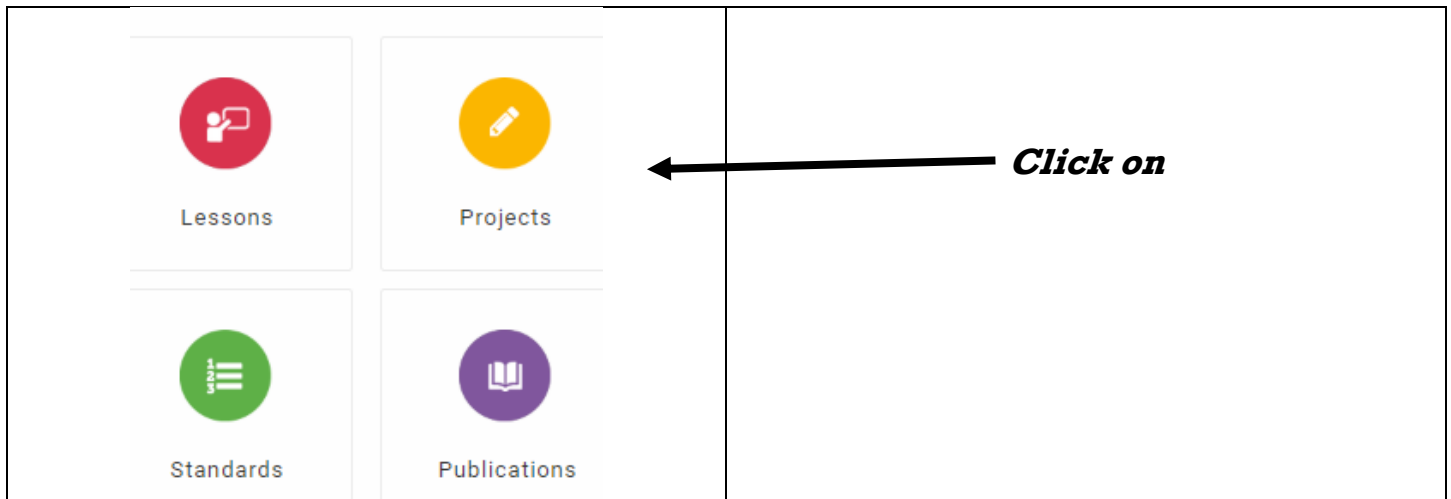
## How to Find the SMG Fact Sheets

Using your teacher/advisor username and password log on to: [www.stockmarketgame.org](http://www.stockmarketgame.org)

 <p>Lessons</p>  <p>Projects</p>  <p>Standards</p>  <p>Publications</p>	<p><b>Click on Publications</b></p> 
<p><b>Click on SMG Fact Sheet</b></p> 	<p>Publications</p> <ul style="list-style-type: none"><li><input type="checkbox"/> In the News (50)</li><li><input type="checkbox"/> Math Behind the Market (6)</li><li><input type="checkbox"/> NYC DOE Social Studies Units (2)</li><li><input type="checkbox"/> SMG Fact Sheet (6)</li><li><input type="checkbox"/> SMG Stock Research Guide &amp; Worksheet (2)</li><li><input type="checkbox"/> Stocktalk (28)</li><li><input type="checkbox"/> Stocktalk - Spanish (11)</li></ul>
<p><b><u>Explanations on the Following Topics</u></b></p> <ul style="list-style-type: none"><li>• <b><u>Buying Bonds the SMG Way</u></b></li><li>• <b><u>Maximum Percent Equity</u></b></li><li>• <b><u>S &amp; P Ranking</u></b></li><li>• <b><u>Short Selling</u></b></li><li>• <b><u>Trading the SMG Way</u></b></li><li>• <b><u>Your SMG Margin</u></b></li></ul> <p style="text-align: right;"><b>TOP VIEWED FACT SHEETS</b></p> 	

# How to find SMG Projects

Using your teacher/advisor username and password log on to: [www.stockmarketgame.org](http://www.stockmarketgame.org)



## A Super Investment (6-12) (PDF)

Based on an activity created by Dr. Allen Cox, this project explores the impact of advertising during the annual Super Bowl game on a company's stock price.

## SMG March Madness (4-12) (PDF)

Created by experienced Stock Market Game teacher, Chris Anderson (MI), this project takes advantage of basketball's March Madness to engage students in learning about investing...

## The Lorax Project (4-5) (PDF)

This project introduces students to the concept of sustainability through activities based on Dr. Seuss' The Lorax. Students engage in a scripted Federal trial involving the Lorax and the Once-ler.

## The Lorax Project (6-12) (PDF)

Through Dr. Seuss' The Lorax students examine how companies balance their need for raw material with their need to manage those same resources to insure future availability and supply.

## The PNC Christmas Price Index Lesson (4-12) (PDF)

The annual PNC Christmas Price Index is a fun holiday measurement of inflation. This lesson employs the fun to teach about indexes and trends.

To learn more about InvestWrite go to [www.investwrite.org](http://www.investwrite.org)



A program of the  **FOUNDATION**

Home

Grades 4-5

Grades 6-8

Grades 9-12

Awards

Scoring Guidelines







About

News

Judges



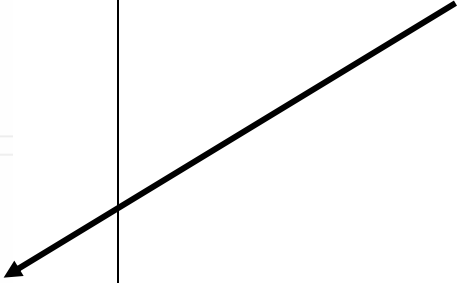


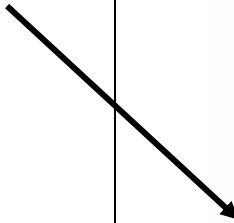
# How to find Math Behind the Market

Using your teacher/advisor username and password log on to: [www.stockmarketgame.org](http://www.stockmarketgame.org)

<div style="display: flex; flex-wrap: wrap; justify-content: space-around;"> <div style="text-align: center; margin: 5px;">  <p>Lessons</p> </div> <div style="text-align: center; margin: 5px;">  <p>Projects</p> </div> <div style="text-align: center; margin: 5px;">  <p>Standards</p> </div> <div style="text-align: center; margin: 5px;">  <p>Publications</p> </div> </div>	<p style="text-align: center;"><b>Click on <u>Publications</u></b></p> 								
<p style="text-align: center;"><b>Click on Math Behind the Market</b></p>	<p style="text-align: center;"><b>Publications</b></p> <ul style="list-style-type: none"> <li><input type="checkbox"/> In the News (50)</li> <li><input checked="" type="checkbox"/> <b>Math Behind the Market (6)</b></li> <li><input type="checkbox"/> NYC DOE Social Studies Units (2)</li> <li><input type="checkbox"/> SMG Fact Sheet (6)</li> <li><input type="checkbox"/> SMG Stock Research Guide &amp; Worksheet (2)</li> <li><input type="checkbox"/> Stocktalk (28)</li> </ul> 								
<p><b>Math Behind the Market Book 1 (PDF)</b> Also referred to as the Beginner Edition, the activities help practice fur and are correlated to the NCTM Standards and Principles for grade 4-5</p> <hr/> <p><b>Math Behind the Market Book 1 Answer Key (PDF)</b> Answer Key to the activities in the Beginner edition of <i>Math Behind the Market</i></p> <hr/> <p><b>Math Behind the Market Book 2 (PDF)</b> Also called the "Intermediate" edition, this book collects activities corr Standards and Principles for grades 6-8 (pre-Common Core).</p> <hr/> <p><b>Math Behind the Market Book 2 Answer Key (PDF)</b> Answer Key to the activities in <i>Math Behind the Market</i> Book 2.</p> <hr/> <p><b>Math Behind the Market Book 3 (PDF)</b> Also called the "Advanced" edition, these activities are correlated to th Principles for grades 9-12 (pre-Common Core).</p> <hr/> <p><b>Math Behind the Market Book 3 Answer Key (PDF)</b> Answer Key to the activities in <i>Math Behind the Market</i> Book 3.</p>	<p><b>Mathematical Strands</b></p> <table border="1" style="width: 100%; border-collapse: collapse;"> <tr> <td style="background-color: #d9ead3; text-align: center;">Thinking Algebraically</td> <td>Students use information from a chart to evaluate investment decisions. Students will explain their thinking.</td> </tr> <tr> <td style="background-color: #d9ead3; text-align: center;">Interpreting Statistics</td> <td>Students evaluate profits and profit trends presented in a table to make decisions about potential investments.</td> </tr> <tr> <td style="background-color: #d9ead3; text-align: center;">Communicating Quantitative Information</td> <td>Students analyze and synthesize large amounts of information organized in charts into a coherent, persuasive presentation.</td> </tr> <tr> <td style="background-color: #d9ead3; text-align: center;">Tackling Complex Problems</td> <td>Students work with large numbers and solve problems presented in paragraph format. The representations of large numbers have been purposively mixed to give students practice interpreting numbers in different representations.</td> </tr> </table>	Thinking Algebraically	Students use information from a chart to evaluate investment decisions. Students will explain their thinking.	Interpreting Statistics	Students evaluate profits and profit trends presented in a table to make decisions about potential investments.	Communicating Quantitative Information	Students analyze and synthesize large amounts of information organized in charts into a coherent, persuasive presentation.	Tackling Complex Problems	Students work with large numbers and solve problems presented in paragraph format. The representations of large numbers have been purposively mixed to give students practice interpreting numbers in different representations.
Thinking Algebraically	Students use information from a chart to evaluate investment decisions. Students will explain their thinking.								
Interpreting Statistics	Students evaluate profits and profit trends presented in a table to make decisions about potential investments.								
Communicating Quantitative Information	Students analyze and synthesize large amounts of information organized in charts into a coherent, persuasive presentation.								
Tackling Complex Problems	Students work with large numbers and solve problems presented in paragraph format. The representations of large numbers have been purposively mixed to give students practice interpreting numbers in different representations.								

# How to find SMG Stock Research

Using your teacher/advisor username and password log on to: [www.stockmarketgame.org](http://www.stockmarketgame.org)

 <p>Lessons</p>	 <p>Projects</p>	<p><b>Click on <u>Publications</u></b></p> 
 <p>Standards</p>	 <p>Publications</p>	
<p><b>Click on: <u>SMG Stock Research Guide &amp; Worksheet</u></b></p> 		<p><b>Publications</b></p> <ul style="list-style-type: none"><li><input type="checkbox"/> In the News (50)</li><li><input type="checkbox"/> Math Behind the Market (6)</li><li><input type="checkbox"/> NYC DOE Social Studies Units (2)</li><li><input type="checkbox"/> SMG Fact Sheet (6)</li><li><input type="checkbox"/> <b>SMG Stock Research Guide &amp; Worksheet (2)</b></li><li><input type="checkbox"/> Stocktalk (28)</li></ul>
<p><b>SMG Stock Research Worksheet (PDF)</b> The SMG Stock Research Worksheet is best used with <a href="http://morningstar.com">morningstar.com</a>. It specifies the data students collect to evaluate their potential investments</p> <hr/> <p><b>SMG Stock Research Worksheet &amp; Guide (PDF)</b> This guide provides teachers with an annotated walk through of Stock Market Game stock research worksheet developed by Nancy King.</p>		