

# Index or Indices






























An index is like a ruler. It is a way of measuring the performance, or price movement, of just about anything.

You'll see the plural of an index as both "indices" and "indexes".

In the financial world, indexes are created to track items such as publicly traded stocks, bonds, and consumer prices for common goods and services. Below are a few examples of indexes and what they measure.

<b>The DOW</b>	<b>S&amp;P 500</b>	<b>S&amp;P 400 Index</b>	<b>Russell 2000</b>
			
<p>Is an index that <b>tracks 30 large, publicly owned blue chip companies</b> trading on the New York Stock Exchange (NYSE) and the NASDAQ.</p> <p><a href="#">Link</a> – The DOW</p>	<p>An index of the <b>500 largest U.S. publicly traded companies</b>. The S&amp;P 500 is widely regarded as the best gauge of large-cap U.S. equities.</p> <p><a href="#">Link</a> – S&amp;P 500</p>	<p>Investors who buy and hold <b>mid-cap stocks</b> are typically <b>looking for long-term growth</b> and the potential to outperform large-cap stocks in the long term.</p> <p><a href="#">Link</a> – S&amp;P 400</p>	<p>Is an index measuring the performance of approximately <b>2,000 smallest-cap</b> American companies</p> <p><a href="#">Link</a> – Russell 2000</p>

# Companies of the DOW 30

 <b>Johnson &amp; Joh...</b> NYSE:JNJ \$111.14 \$-8.75 (-7.30%)	 <b>UnitedHealth ...</b> NYSE:UNH \$194.86 \$-11.73 (-5.68%)	 <b>Microsoft</b> NASDAQ:MSFT \$135.98 \$-1.37 (-1.00%)	 <b>Intel</b> NASDAQ:INTC \$49.58 \$3.75 (8.18%)	 <b>ExxonMobil</b> NYSE:XOM \$31.45 \$-1.29 (-3.94%)
 <b>McDonald's</b> NYSE:MCD \$137.10 \$-11.39 (-7.67%)	 <b>Verizon Comm...</b> NYSE:VZ \$50.31 \$-1.49 (-2.88%)	 <b>Caterpillar</b> NYSE:CAT \$91.85 \$-3.65 (-3.82%)	 <b>Goldman Sachs</b> NYSE:GS \$134.97 \$-3.44 (-2.49%)	 <b>Boeing</b> NYSE:BA \$105.62 \$10.61 (11.17%)
 <b>3M</b> NYSE:MMM \$117.87 \$-7.02 (-5.62%)	 <b>IBM</b> NYSE:IBM \$94.77 \$0.62 (-0.65%)	 <b>Home Depot</b> NYSE:HD \$162.39 \$10.24 (6.73%)	 <b>The Travelers ...</b> NYSE:TRV \$88.36 \$-1.15 (-1.28%)	 <b>Coca-Cola</b> NYSE:KO \$37.56 \$0.74 (-1.93%)
 <b>JPMorgan Chase</b> NYSE:JPM \$79.03 \$-4.47 (-5.35%)	 <b>Cisco Systems</b> NASDAQ:CSCO \$34.60 \$-1.00 (-2.81%)	 <b>Pfizer</b> NYSE:PFE \$28.49 \$0.52 (-1.79%)	 <b>General Electric</b> NYSE:GE \$6.11 \$0.41 (-6.29%)	 <b>Nike</b> NYSE:NKE \$62.80 \$-4.65 (-6.89%)
 <b>Chevron</b> NYSE:CVX \$54.22 \$-5.17 (-8.71%)	 <b>DowDuPont Inc.</b> NYSE:DD \$28.57 \$-2.98 (-9.45%)	 <b>Walt Disney</b> NYSE:DIS \$85.76 \$0.22 (-0.26%)	 <b>American Expr...</b> NYSE:AXP \$68.96 \$-5.16 (-6.96%)	 <b>United Technol...</b> NYSE:UTX \$74.95 \$-7.58 (-9.18%)
 <b>Visa</b> NYSE:V \$135.74 \$-11.09 (-7.55%)	 <b>Walmart Inc.</b> NYSE:WMT \$114.28 \$0.31 (0.27%)	 <b>Procter &amp; Gam...</b> NYSE:PG \$97.70 \$-4.73 (-4.62%)	 <b>Merck &amp; Co.</b> NYSE:MRK \$66.40 \$-4.96 (-6.95%)	 <b>Apple</b> NASDAQ:AAPL \$224.37 \$-4.87 (-2.12%)